

# LOCTITE<sup>®</sup> EA M-121HP™

Known as Loctite M-121HP  
January 2015

## PRODUCT DESCRIPTION

LOCTITE<sup>®</sup> EA M-121HP™ provides the following product characteristics:

<b>Technology</b>	Epoxy
Chemical Type	Epoxy
Appearance (Resin)	Off-white to beige liquid <sup>LMS</sup>
Appearance (Hardener)	Amber liquid <sup>LMS</sup>
Appearance (Mixture)	Amber-Beige
Components	Two part - Resin & Hardener
Viscosity	Medium
Mix Ratio, by weight - Resin : Hardener	100 : 46
Mix Ratio, by volume - Resin : Hardener	2 : 1
<b>Cure</b>	Room temperature cure after mixing
<b>Application</b>	Bonding

LOCTITE<sup>®</sup> EA M-121HP™ is a non-sagging epoxy adhesive which cures at room temperature once mixed, to form a tough, amber-beige bondline with excellent resistance to peel and impact forces. When fully cured, the epoxy offers superior thermal shock resistance, excellent mechanical and electrical properties, and withstands exposure to a wide variety of solvents and chemicals. Typical applications include low stress applications which require high impact and high peel strength. Bonds dissimilar materials including aluminum, steel, and other metals, as well as a variety of plastics and ceramics. Suitable for use in the assembly of **disposable medical devices**.

## ISO-10993

An ISO 10993 Test Protocol is an integral part of the Quality Program for LOCTITE<sup>®</sup> EA M-121HP™. LOCTITE<sup>®</sup> EA M-121HP™ has been qualified to Henkel's ISO 10993 Protocol as a means to assist in the selection of products for use in the medical device industry. Certificates of Compliance are available on Henkel's website or through the Henkel Quality Department.

## TYPICAL PROPERTIES OF UNCURED MATERIAL

### Resin:

Specific Gravity @ 25 °C	1.1
Flash Point - See SDS	
Viscosity, Brookfield - RVT, 25 °C, mPa·s (cP):	
Spindle 7., speed 50 rpm,	41,000 to 61,000 <sup>LMS</sup>

### Hardener:

Specific Gravity @ 25 °C	1.0
Flash Point - See SDS	
Viscosity, Brookfield - RVT, 25 °C, mPa·s (cP):	
Spindle 5, speed 50 rpm,	2,000 to 4,000 <sup>LMS</sup>

### Mixed:

Specific Gravity @ 25 °C	1.07
--------------------------	------

## TYPICAL CURING PERFORMANCE

### Gel Time

Gel time, 100 °C, seconds	120 to 240 <sup>LMS</sup>
---------------------------	---------------------------

### Working Life

Working life, minutes	120
-----------------------	-----

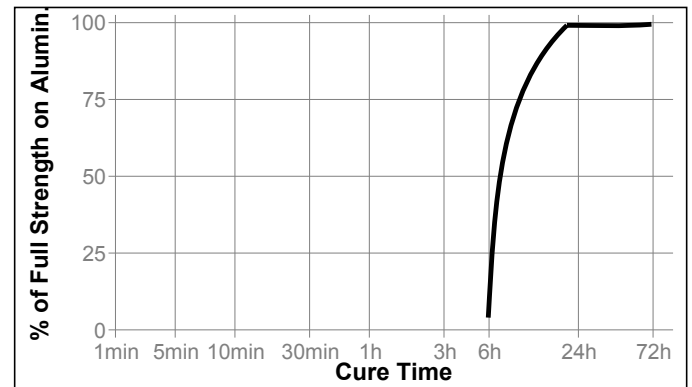
### Tack Free Time

Tack Free Time is the time required to achieve a tack free surface

Tack Free Time, (low humidity) minutes	140
--	-----

## Cure Speed vs. Time

The graph below shows shear strength developed with time on Aluminum (etched & abraded) lapshears @ 25 °C with an average bondline gap of 0.1 to 0.2 mm and tested according to ISO 4587.



**TYPICAL PROPERTIES OF CURED MATERIAL**

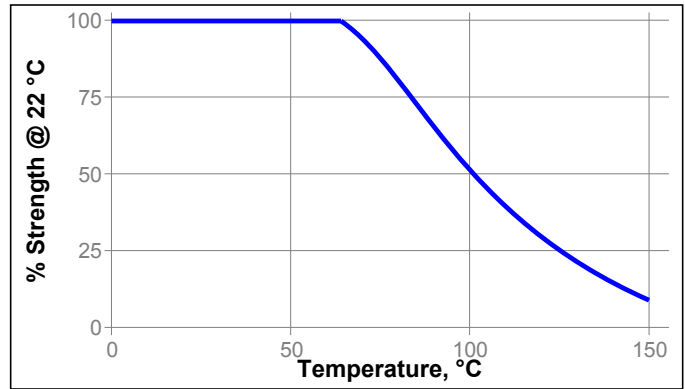
Cured @ 25 °C except where noted

**Physical Properties:**

Glass Transition Temperature, ASTM E 228, °C	90
Elongation, ISO 527-2, %	10
Tensile Strength, ISO 527-2	N/mm <sup>2</sup> 40.7 (psi) (5,910)
Shore Hardness, ISO 868, Durometer D:	
Cured @ 22 °C for 16 to 18 hours	76 to 90 <sup>LMS</sup>
followed by 2 hours @ 65 °C	

**Electrical Properties:**

Dielectric Breakdown Strength, IEC 60243-1, kV/mm	25.6
---	------



**TYPICAL PERFORMANCE OF CURED MATERIAL**

**Adhesive Properties**

Cured @ 65 °C for 2 hours

Lap Shear Strength, ISO 4587:	
Aluminum (etched & abraded), 0.13 mm gap	N/mm <sup>2</sup> ≥13.8 <sup>LMS</sup> (psi) (≥2,001)

Cured @ 65 °C for 12 hours

Lap Shear Strength, ISO 4587:	
Steel (grit blasted)	N/mm <sup>2</sup> 29.4 (psi) (4,270)
Aluminum (etched & abraded), 0.1 to 0.2 mm gap	N/mm <sup>2</sup> 33.1 (psi) (4,800)
Aluminum (anodised)	N/mm <sup>2</sup> 14.6 (psi) (2,120)
Stainless steel	N/mm <sup>2</sup> 23.1 (psi) (3,350)
Polycarbonate	N/mm <sup>2</sup> 7.0 (psi) (1,010)
Nylon	N/mm <sup>2</sup> 2.3 (psi) (330)
Wood (Fir)	N/mm <sup>2</sup> 11.3 (psi) (1,640)

Block Shear Strength, ISO 13445:

PVC	N/mm <sup>2</sup> 11.7 (psi) (1,700)
ABS	N/mm <sup>2</sup> 7.5 (psi) (1,090)
Epoxyglass	N/mm <sup>2</sup> 20.1 (psi) (2,920)
Acrylic	N/mm <sup>2</sup> 1.5 (psi) (220)
Glass	N/mm <sup>2</sup> 22.7 (psi) (3,290)

**TYPICAL ENVIRONMENTAL RESISTANCE**

Cured for 12 hours @ 65 °C followed by 4 hours @ 22 °C

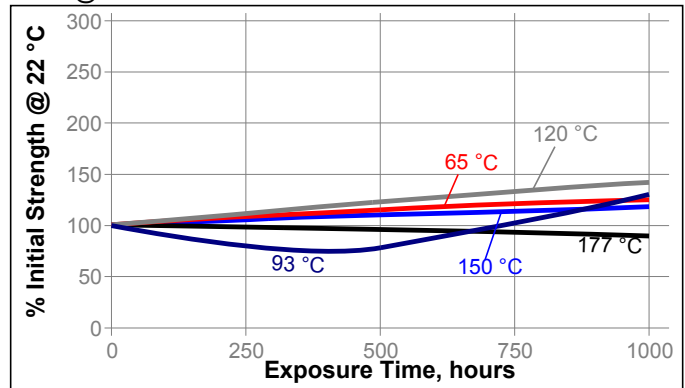
Lap Shear Strength, ISO 4587:	
Aluminum (etched & abraded), 0.1 to 0.2 mm gap	

**Hot Strength**

Tested at temperature

**Heat Aging**

Cured for 5 days @ 22 °C, on steel, aged at temperatures indicated, tested @ 22 °C



**Chemical/Solvent Resistance**

Cured for 5 days @ 22 °C, on steel, aged under conditions indicated and tested @ 22 °C

Environment	°C	% of initial strength	
		500 h	1000 h
Air	87	-----	95
Motor oil (10W30)	87	125	115
Unleaded gasoline	87	-----	105
Water/glycol 50/50	87	90	85
Salt fog	22	-----	40
95% RH	38	-----	75
Condensing Humidity	49	-----	60
Water	22	-----	70
Acetone	22	-----	95
Isopropanol	22	-----	105

**Effects of Sterilization**

In general, products similar in composition to LOCTITE® EA M-121HP™ subjected to standard sterilization methods, such as EtO and Gamma Radiation (25 to 50 kiloGrays cumulative) show excellent bond strength retention. LOCTITE® EA M-121HP™ maintains bond strength after 1 cycle of steam autoclave. It is recommended that customers test specific parts after subjecting them to the preferred sterilization method. Consult with Loctite® for a product recommendation if your device will see more than 3 sterilization cycles.

**GENERAL INFORMATION**

**This product is not recommended for use in pure oxygen and/or oxygen rich systems and should not be selected as a sealant for chlorine or other strong oxidizing materials.**

**For safe handling information on this product, consult the Safety Data Sheet (SDS).**

**Directions for use:**

1. For high strength structural bonds, remove surface contaminants such as paint, oxide films, oils, dust, mold release agents and all other surface contaminants.
2. Use gloves to minimize skin contact. DO NOT use solvents for cleaning hands.
3. **Dual Cartridges:** To use simply insert the cartridge into the application gun and start the plunger into the cylinders using light pressure on the trigger. Next, remove the cartridge cap and expel a small amount of adhesive to be sure both sides are flowing evenly and freely. If automatic mixing of resin and hardener is desired, attach the mixing nozzle to the end of the cartridge and begin dispensing the adhesive. For hand mixing, expel the desired amount of the adhesive and mix thoroughly. Mix for approximately 15 seconds after uniform color is obtained.
4. For maximum bond strength apply adhesive evenly to both surfaces to be joined.
5. Application to the substrates should be made within 2 hours. Larger quantities and/or higher temperatures will reduce this working time.
6. Join the adhesive coated surfaces and allow to cure at 25 °C for 24 hours for high strength. Heat up to 93 °C, will speed curing.
7. Keep parts from moving during cure. Contact pressure is necessary. Maximum shear strength is obtained with a 0.1 to 0.2 mm bond line.
8. Excessive uncured adhesive can be cleaned up with ketone type solvents.

**Loctite Material Specification<sup>LMS</sup>**

LMS dated December 08, 2008. Test reports for each batch are available for the indicated properties. LMS test reports include selected QC test parameters considered appropriate to specifications for customer use. Additionally, comprehensive controls are in place to assure product quality and consistency. Special customer specification requirements may be coordinated through Henkel Quality.

**Storage**

Store product in the unopened container in a dry location. Storage information may be indicated on the product container labeling.

**Optimal Storage: 8 °C to 21 °C. Storage below 8 °C or greater than 28 °C can adversely affect product properties.**

Material removed from containers may be contaminated during use. Do not return product to the original container. Henkel Corporation cannot assume responsibility for product which has been contaminated or stored under conditions other than those previously indicated. If additional information is required, please contact your local Technical Service Center or Customer Service Representative.

**Conversions**

(°C x 1.8) + 32 = °F  
 kV/mm x 25.4 = V/mil  
 mm / 25.4 = inches  
 µm / 25.4 = mil  
 N x 0.225 = lb  
 N/mm x 5.71 = lb/in  
 N/mm<sup>2</sup> x 145 = psi  
 MPa x 145 = psi  
 N·m x 8.851 = lb·in  
 N·m x 0.738 = lb·ft  
 N·mm x 0.142 = oz·in  
 mPa·s = cP

**Note:**

The information provided in this Technical Data Sheet (TDS) including the recommendations for use and application of the product are based on our knowledge and experience of the product as at the date of this TDS. The product can have a variety of different applications as well as differing application and working conditions in your environment that are beyond our control. Henkel is, therefore, not liable for the suitability of our product for the production processes and conditions in respect of which you use them, as well as the intended applications and results. We strongly recommend that you carry out your own prior trials to confirm such suitability of our product.

Any liability in respect of the information in the Technical Data Sheet or any other written or oral recommendation(s) regarding the concerned product is excluded, except if otherwise explicitly agreed and except in relation to death or personal injury caused by our negligence and any liability under any applicable mandatory product liability law.

**In case products are delivered by Henkel Belgium NV, Henkel Electronic Materials NV, Henkel Nederland BV, Henkel Technologies France SAS and Henkel France SA please additionally note the following:**

In case Henkel would be nevertheless held liable, on whatever legal ground, Henkel's liability will in no event exceed the amount of the concerned delivery.

**In case products are delivered by Henkel Colombiana, S.A.S. the following disclaimer is applicable:**

The information provided in this Technical Data Sheet (TDS) including the recommendations for use and application of the product are based on our knowledge and experience of the product as at the date of this TDS. Henkel is, therefore, not liable for the suitability of our product for the production processes and conditions in respect of which you use them, as well as the intended applications and results. We strongly recommend that you carry out your own prior trials to confirm such suitability of our product.

Any liability in respect of the information in the Technical Data Sheet or any other written or oral recommendation(s) regarding the concerned product is excluded, except if otherwise explicitly agreed and except in relation to death or personal injury caused by our negligence and any liability under any applicable mandatory product liability law.

**In case products are delivered by Henkel Corporation, Resin Technology Group, Inc., or Henkel Canada Corporation, the following disclaimer is applicable:**

The data contained herein are furnished for information only and are believed to be reliable. We cannot assume responsibility for the results obtained by others over whose methods we have no control. It is the user's responsibility to determine suitability for the user's purpose of any production methods mentioned herein and to adopt such precautions as may be advisable for the protection of property and of persons against any hazards that may be involved in the handling and use thereof. In light of the foregoing, **Henkel Corporation specifically disclaims all warranties expressed or implied, including warranties of merchantability or fitness for a particular purpose, arising from sale or use of Henkel Corporation's products. Henkel Corporation specifically disclaims any liability for consequential or incidental damages of any kind, including lost profits.** The discussion herein of various processes or compositions is not to be interpreted as representation that they are free from domination of patents owned by others or as a license under any Henkel Corporation patents that may cover such processes or compositions. We recommend that each prospective user test his proposed application before repetitive use, using this data as a guide. This product may be covered by one or more United States or foreign patents or patent applications.

**Trademark usage**

Except as otherwise noted, all trademarks in this document are trademarks of Henkel Corporation in the U.S. and elsewhere. ® denotes a trademark registered in the U.S. Patent and Trademark Office.

## Reference 1.3